GEOSYSTEMS

GEOWEB®

TREE ROOT PROTECTION (TRP) SYSTEM

Powered by GEOSYSTEMS® technology.

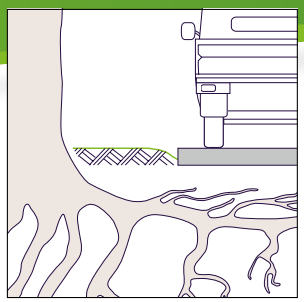

defining **green** in cellular confinement

Greenfix™
SOIL STABILISATION AND EROSION CONTROL LTD

THE PROBLEM

CONSTRUCTION-RELATED TREE DAMAGE

Critical Root Zone/Tree Protection Zone is the minimum area beneath a tree that must remain undisturbed to preserve a sufficient amount of root mass in order to give a tree a chance of survival.

When construction equipment and vehicles intrude a tree's Critical Root Zone, they can cause negative impacts to the soil environment including compaction of the soil, damage to near-surface roots and ultimately endanger the structural integrity of the tree. The majority of a tree's root system is contained within the top three feet of the surface, and construction excavation and compaction can damage or even destroy roots to the point where trees may not survive.

Tree Root Protection (TRP) systems should be eco-friendly as well as comply with local standards and regulations.*

*Compliance with Standards:
In the United Kingdom, Tree Root Protection systems must comply with the Arboricultural Method Statement as outlined in BS5837:2012 and may require supervision by an Arboriculturist.

COMPACTION DAMAGE

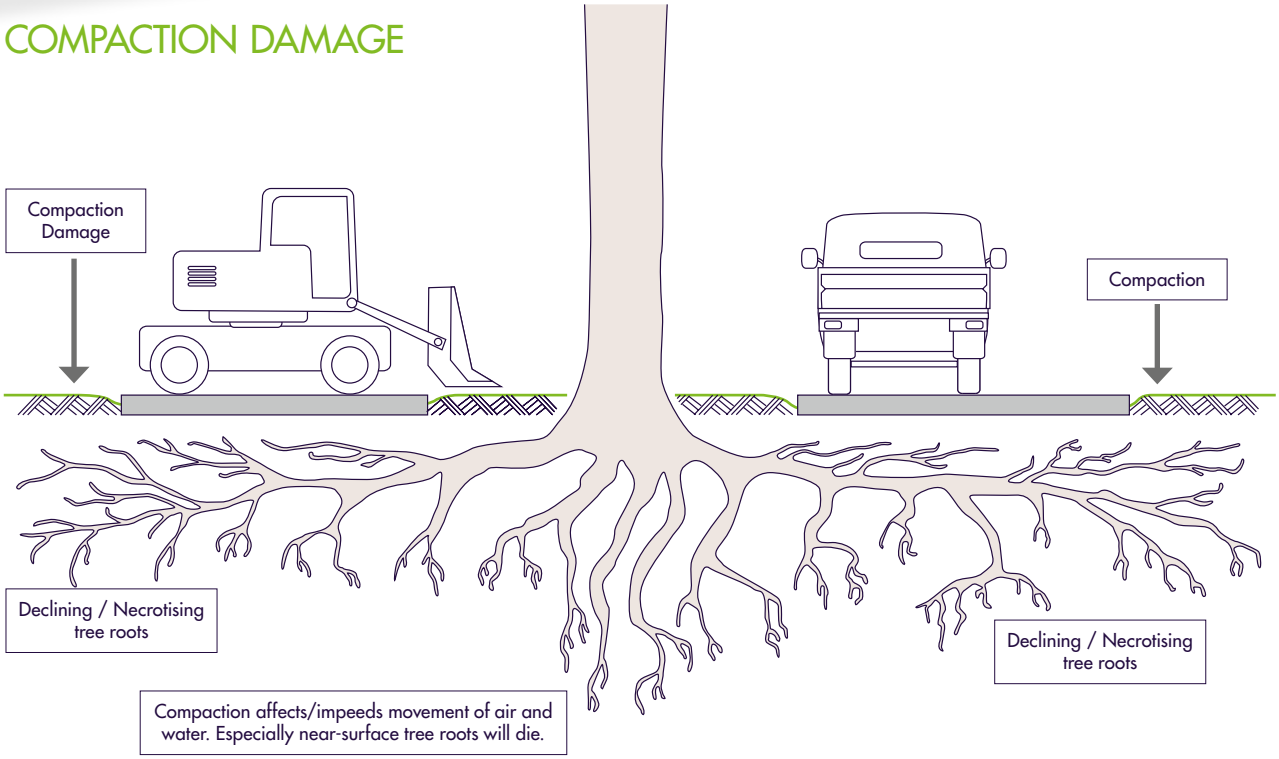

THE GEOWEB® SOLUTION

TREE ROOT PROTECTION (TRP) SYSTEM

Used extensively in civil engineering construction for over 30 years, the GEOWEB® system is a three-dimensional structure that:

- provides strength to confined soils
- distributes loads laterally, not vertically
- reduces point loads
- reduces compaction of the subsoil

Manufactured from high quality, high-strength polyethylene with a textured surface and perforated walls, GEOWEB® cells with selected infill control shearing, lateral and vertical movement, and reduce subbase depth requirements.

The GEOWEB® system is a low impact development (LID) solution with exceptional load-bearing capabilities and environmental benefits. The system has a long history of solving heavy load support problems for roadways, road base support, parking lots, road shoulders, ports, trucking/intermodal terminals and railroads.

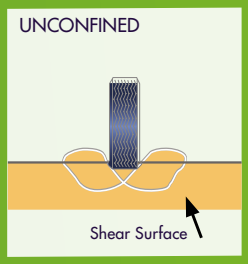

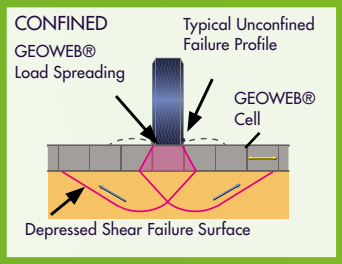

LOAD DISTRIBUTION

By distributing and bridging applied loads, the GEOWEB® TRP system reduces vertical stresses that are typically applied to the underlying soil and root zone.

The GEOWEB® system is ideally suited for tree root protection applications where weak subsoil or no-dig restrictions exist.

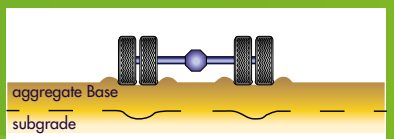

Unconfined Granular Pavement System

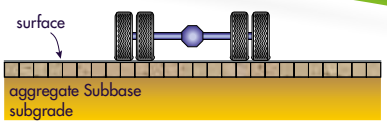

the GEOWEB® Granular Pavement System

COST BENEFITS

The GEOWEB® TRP system is an economical solution for reducing construction vehicle impact to the tree root zone compared with other methods. Once installed, the system has minimal-to-no visibility.

ENVIRONMENTAL BENEFITS

With permeable infill (topsoil/vegetation, aggregate, sand), perforated GEOWEB® cell walls offer environmental benefits:

- water infiltration
- lateral movement of air and water
- water and nutrient migration
- promotes root development

The tree root protection system can be a temporary or permanent solution.

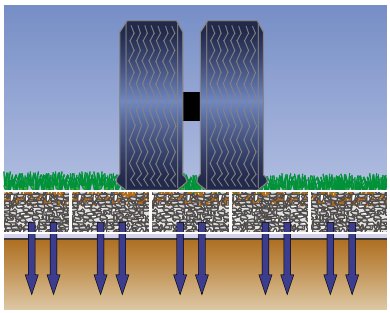

SOILTEC GEOSYSTEMS

GEOWEB®

TRP SYSTEM INSTALLATION

Step 1: Remove the upper grass and soft soils by hand or by machine if acceptable.

Step 2: Install a high-strength woven geotextile allowing adequate drainage as a separation layer between soft subgrade and GEOWEB® infill material.

Step 3: Expand GEOWEB® sections over the area to be protected and use temporary stakes or weights to hold sections open to prevent movement during infilling.

Step 4: Connect adjacent sections using ATRA® Keys. Position the sections so the slots are aligned, insert the key and turn 90 degrees locking the panels together. ATRA® Keys provide a long-term connection that is safer, quicker and stronger than staples or cable ties. In environmentally protected areas (SSSI in United Kingdom), ATRA® Keys can be used without the requirement for diesel-fueled compressors.

Step 5: For permeability, infill the fully connected GEOWEB® system with a well graded, crushed, angular stone such as MOT Type 1X (also known as MOT Type3). Over fill the cells by up to 30mm to allow for compaction.

Step 6: Compact the fill material with conventional plant or non-vibratory plant when required. Fill should be maintained above the GEOWEB® system by a minimum of 10mm at all times or a permanent wearing course of blocks, porous asphalt or gravel installed.

DESIGN CONSIDERATIONS

It is important to ensure the correct GEOWEB® cell size and cell depth are specified and installed based on the anticipated pavement loads. These are calculated based on the following criteria:

- traffic type and loading
- frequency of traffic
- subgrade strength (typically CBR, Ev2, Cu or SPT values)
- infill type
- allowable settlement of the pavement

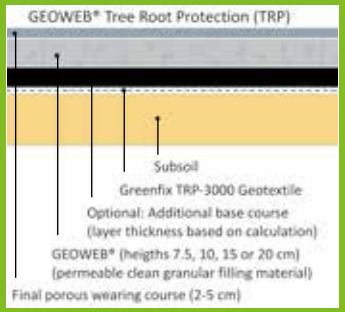

To assist you in determining the correct GEOWEB® solution for your application, Presto GEOSYSTEMS® or their network of distributors/representatives can assist with the calculation for your project. You can be confident that you will receive the most suitable and economical solution for your project.

PRESTO GEOSYSTEMS® COMMITMENT — To provide the highest quality products and solutions.

Presto GEOSYSTEMS® is committed to helping you apply the best solutions for your tree root protection needs. Our solutions-focused approach to solving problems adds value to every project. Rely on the leaders in the industry when you need a solution that is right for your application. Contact Presto GEOSYSTEMS® or our worldwide network of knowledgeable distributors/representatives for assistance.

PRESTO GEOSYSTEMS®
Appleton, Wisconsin, USA

EUROPEAN HEAD OFFICE:

SOILTEC GEOSYSTEMS

SOILTEC GmbH:
Neue Finien 7a
28832 Achim | Germany

Tel.: 04202-7670-0
Fax: 04202-7670-50

E-Mail: geosystems@soiltec.de
www.soiltec-geosystems.de

DISTRIBUTED BY:

GREENFIX SOIL STABILISATION AND EROSION CONTROL LIMITED

Greenfix
5 The Hayloft Farpeak
Northleach Cheltenham
Gloucestershire
GL54 3AP
Tel 01608 666027
Fax 01608 665468
info@greenfix.co.uk

GEOSYSTEMS®, GEOWEB® and ATRA® are registered trademarks of Presto Products Co. This information has been prepared for the benefit of customers interested in the GEOWEB® cellular confinement system. It was reviewed carefully prior to publication. Presto assumes no liability for its accuracy or completeness. Final determination of the suitability of any information or material for the use contemplated, or for its manner of use, is the sole responsibility of the user.

GW/TRP01-A4 JAN 2012

© 2012 Presto GEOSYSTEMS®

AP-6852